

Bravura ENTRANCE HANDLESETS

Specifications: ANSI Rated Grade 2

Door Prep	Deadbolt cross bore: 2-1/8" Handleset cross bore: 2-1/8" Edge bore: 1" Latch Face: 1" x 2-1/4" Mounting (center to center) 5-1/2"	Latches	2-3/8" Mortise Latch Standard 2-3/4" Mortise Latch or Drive-In Latch Available
		Cylinder	SC1 5-Pin C Keyway
Door Thickness	1-3/8" Standard 2", 2-1/4", & 2-1/2" Extension Kits Available	Strikes	Deadbolt: Full lip round corner (9117 & 9113) Handle: Full lip round corner (9103)
Interconnected	1-Pc Full Plate - Standard 2-Pc Sectional - Not Available	Door Handing	Specify handing when ordering lever as Interior option

980G-1

Available in US10B,
USD10B, US15,
USD15A, US19



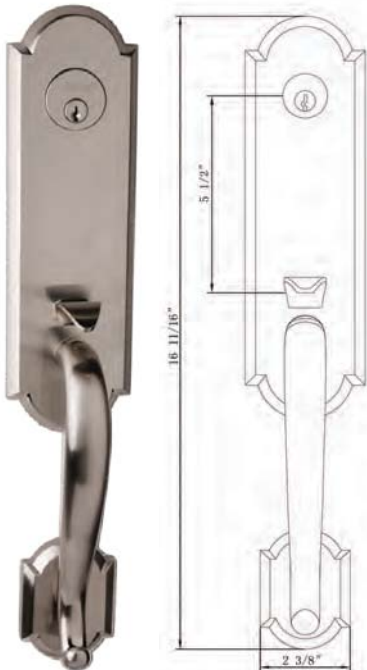
980G-2

Available in US15
US10B, USD15A, US19



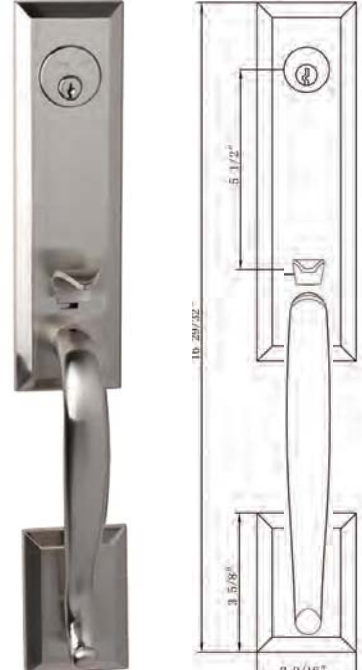
916

Available in US15,
US10B

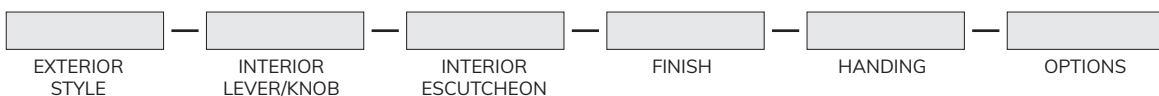


919

Available in US10B, US15

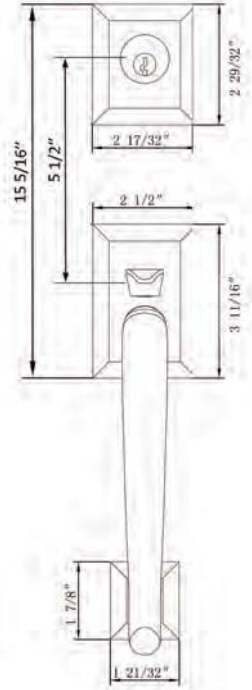


HOW TO ORDER HANDLESET EXTERIOR LOCKS



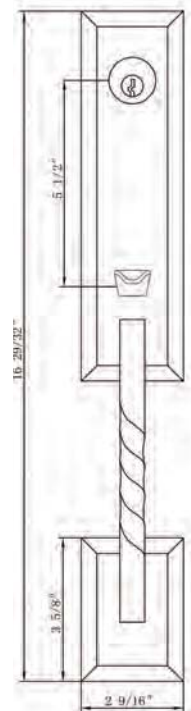
913
Available in US15,
US10B

Single Keyed
Full Dummy



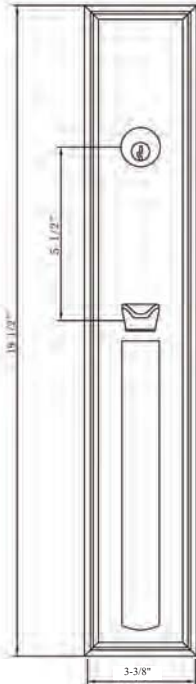
915
Available in US10B,
US15, US19

Single Keyed
Full Dummy



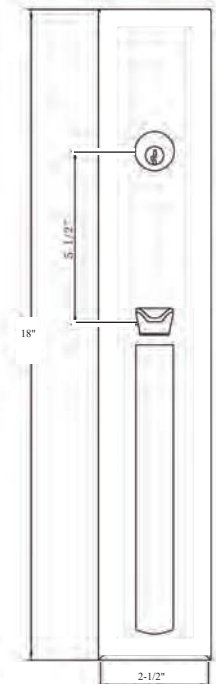
990
Available in US10B
US15, USD15A

Single Keyed
Full Dummy

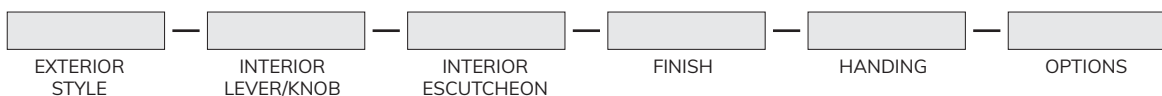


973
Available in US10B
US4, US15, US19

Single Keyed
Full Dummy



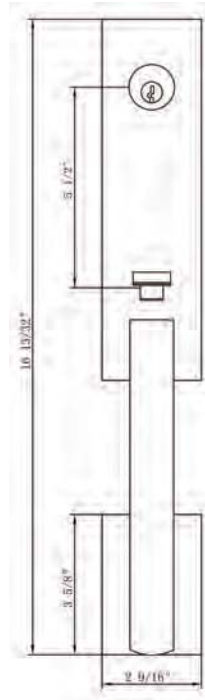
HOW TO ORDER HANDLESET EXTERIOR LOCKS



972

Available in US15, US4, US10B, US26

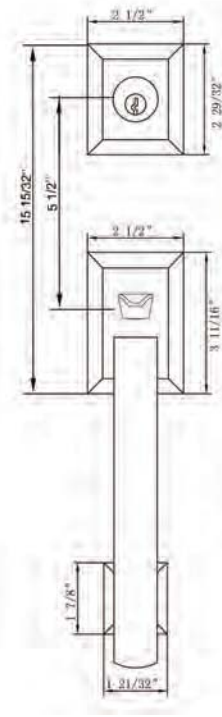
Single Keyed Full Dummy



970

Available in US26, US10B, US15

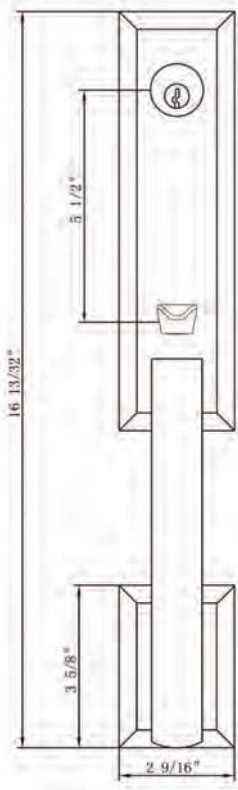
Single Keyed Full Dummy



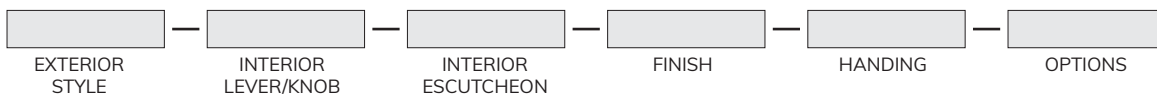
971

Available in US10B, US4, US15, US26

Single Keyed Full Dummy



HOW TO ORDER HANDLESET EXTERIOR LOCKS



Bravura INTERIOR OPTIONS

Pick any Lever or Knob to prefix any Interior Trims (example 904S-616). Handlesets can be selected with Sectional or Full Interior Trims.

SELECT YOUR INTERIOR TRIM



-616

Shown in USD15A
Also available in:
US10B, US15



-615

Shown in US10B
Also available in:
PVD, US4, US15,
USD15A, US19,
US26



-672

Shown in US15
Also available
in: US4, US10B,
US19, US26



-690

Shown in US10B
Also available in:
PVD, US15,
USD15A

SELECT YOUR ROSETTE



-0 2-5/8"
(PVD, US4, US10B,
US15, US19, US26)



-1
3-5/8" x 2-5/8"
(PVD, US4, US10B,
US15, US19, US26)



-2
3-5/8" x 2-5/8"
(US10B, US15)



-6 2-5/8"
(US4, US10B,
US15, US19, US26)



G-1
4-1/2" x 2-1/2"
(US4, US10B,
USD10B, US15,
USD15A)



G-2
4-1/2" x 2-1/2"
(US4, US10B,
US15, US19,
USD15A)

SELECT YOUR KNOB OR LEVER



905 2-1/8"
(PVD, US10B,
USD10B,
US15, USD15A,
US26)



906 2-1/4"
(PVD, US10B,
USD10B,
US15, USD15A)



947 2-1/4"
(US4, US10B,
US26)



936 2-1/4"
(US10B, USD10B,
US15, USD15A,
US19)



925 2-1/4"
(PVD, US10B,
US15, US26,
US4, US19)



926 2-1/4"
(PVD, US10B,
US15, US26,
US4, US19)



903 4-3/8"
(US10B, US15)



904 4-1/2"
(US10B, US15, US19)



904S 4-1/2"
(US4, US10B, USD10B,
US15, USD15A, US19, US26)



909 5"
(US10B, USD10B, US15,
USD15A, US19)



931 4-1/2"
(US4, US10B, US15,
US19, US26)



935 4-3/4"
(US10B, US15, US26)



937 4-7/8"
(US10B, US15, US26)



938 5"
(US10B, US15, US26)



939 5-3/8"
(US4, US10B, USD10B, US15,
USD15A, US19, US26)



940 4-9/16"
(US4, US10B, US15,
US26)



942 4-7/8"
(US10B, US15, US26)



943 5-1/2"
(US4, US10B, US15, US26)



944 4-1/2"
(US10B, US15, US26)



945 4-9/16"
(US4, US10B, US15, US26)

HOW TO ORDER HANDLESET EXTERIOR LOCKS

